



DYNAMIC GASKETS – PROFILES, BRIEF OVERVIEW

Flexible and individual



PROFILES | BRIEF OVERVIEW

Scrapers

Profile	Type
	WR01
	WR01A
	WR02
	WR02A
	WR02B
	WR02C
	WR02D
	WR03
	WR04
	WR07
	WR08
	WR11
	WR12
	WR13
	WR13_E2
	WR14
	WR15
	WR16
	WR17
	WR18

Rod gaskets

Profile	Type
	RS01
	RS01A
	RS01B
	RS01C
	RS02
	RS02A

Rod gaskets

Profil	Type
	RS02B
	RS02C
	RS03
	RS04
	RS04A
	RS05
	RS05A
	RS08
	RS09
	RS09A
	RS09B
	RS10-12B
	RS91
	RS91B
	RS16
	RS17
	RS17A
	RS17B
	RS17C
	RS17D
	RS17E
	RS19
	RS19A
	RS20
	RS31-33
	RS35
	RS35A

Piston gaskets

Profile	Type
	PS01
	PS01A
	PS01B
	PS01C
	PS02
	PS02A
	PS03
	PS04
	PS04A
	PS05
	PS05A
	PS08
	PS08A
	PS08B
	PS08C
	PS08D
	PS08E
	PS08F
	PS81
	PS81B
	PS81C
	PS09
	PS09A
	PS10-12B
	PS16
	PS16A
	PS17
	PS17A
	PS17B

Piston gaskets

Profile	Type
	PS19
	PS19A
	PS20
	PS23
	PS35
	PS35A

Sym. gaskets

Profile	Type
	PRS06
	PRS06A
	PRS06B
	PRS06C
	PRS06D
	PRS06E
	PRS07
	PRS10SP
	PRS10-12
	PRS10-12A
	PRS13-15
	PRS18
	PRS19
	PRS19B
	PRS19C
	PRS19D
	PRS22
	PRS25-27
	PRS99

Guide rings

Profile	Type
	BWR01
	BWR01A
	BWR03
	BWR04
	BWR05
	BWR06
	BWR07
	BWR08
	BWR09

Static gaskets and O-rings

Profile	Type
	FL01A
	FL02B
	FL03
	FL06
	FL07
	FL08
	OR
	ORH
	ORV
	QR01
	QR02
	SS01























Customer-specific gaskets

Profile	Type























In addition to the standard profiles listed here, we also offer special profiles and turned parts according to your drawings or specific requirements.

PROFILES | BRIEF OVERVIEW







Rotor gasket

Profile	Type
	OS01A
	OS02A
	OS03A
	OS08
	OS08A
	R03
	R04
	R04A
	R05
	R05A
	VR06
	VR07
	R08
	R08D
	R09
	R09A
	R10
	R10A
	R11
	R11D
	R35A
	R35B































Mining gasket

Profile	Type
	P50
	P50A
	P51
	P51A
	P51G
	P52
	P53
	P54
	P54A
	P55
	R50
	R50A
	R51
	R52
	R53
	W50
	W51
	W53
	W54
	BWR01-P
	BWR01-R
	P58

Support rings

Profile	Type
	BUR08
	BUR09
	BUR10
	BUR11
	BUR12
	BUR13

Gasket materials

	Name	Colour	Operating temperature	Hardness at 20°C
POLYURETHANE	PU red U500-R95		-30 to +125°C	Shore A 95 +/-2
	PU petrol U505-P79		-25 to +100°C	Shore A 79 +/-3
	PU light green U510-G88		-30 to +115°C	Shore A 90 +/-2
	PU orange U520-OR95-HT		-30 to +135°C	Shore A 96 +/-2
	PU LT light blue U530-B95-LT		-50 to +105°C	Shore A 95+/-2
	PU violet U540-V95-CR		-30 to +115°C	Shore A 95 +/-2
	PU dark red U550-GM95		-30 to +125°C	Shore A 95 +/-2
	PU blue U570-D57		-30 to +125°C	Shore D 57 +/-3
	PU grey U580-D57-G		-30 to +125°C	Shore D 57 +/-3
	PU green U203-G95		-30 to +105°C	Shore A 95 +/-2
	NBR	NBR black N107-B85		-25 to +100°C
NBR 95 black N109-B95			-25 to +100°C	Shore A 95 +/-5
NBR FDA white N111-W85			-22 to +100°C	Shore A 85 +/-3
H-NBR	H-NBR black HN112-B85		-25 to +150°C	Shore A 85 +/-5
	H-NBR RGD black HN900-B85-RGD		-20 to +150°C	Shore A 85 +/-5
	H-NBR RGD LT black HN901-B85-RGD		-40 to +150°C	Shore A 85 +/-5
FPM	FPM brown F109-BR85		-20 to +210°C	Shore A 85 +/-5
	FPM FDA brown F110-BR85		-25 to +210°C	Shore A 85 +/-5
	FPM black F111-B85		-25 to +210°C	Shore A 85 +/-5
	FPM-RGD black F800-B85-RGD		-30 to +210°C	Shore A 85 +/-5
EPDM	EPDM black E131-B85		-50 to +130°C	Shore A 85 +/-5
	EPDM FDA white E132-W85		-50 to +100°C	Shore A 85 +/-3
	EPDM KTW black E133-W270		-45 to +120°C	Shore A 85 +/-5
SILICONE	Silicone FDA red S102-R85		-55 to +210°C	Shore A 85 +/-5
	Silicone FDA blue S103-BL85		-55 to +180°C	Shore A 85 +/-3
TFE/P	TFE/P black AF101-B85		-15 to +210°C	Shore A 85 +/-5
PTFE	PTFE-F grey T105-G		-200 to +260°C	Shore D 55 - 64
	PTFE-P FDA white T101-W		-200 to +260°C	Shore D 51 - 60
	PTFE-40% bronze brown T110-BR40		-200 to +260°C	Shore D 62 - 67
	PTFE-25% carbon grey T125-C25		-200 to +260°C	Shore D 62 - 67
PLASTICS	POM FDA white P101-WE		-50 to +100°C	-
	PA FDA natural A112-WC		-40 to +90°C	-
	PEEK natural beige PK100-CN		-50 to +250°C	Shore D 90
	UHMW - PE white PE1000-HD		-200 to +80°C	Shore D 60 - 65



The minus temperatures listed here are only a general guideline, as operability in cold conditions depends on the gasket type, conditions of use and surrounding metal parts. The specified plus temperatures can be exceeded, but this may result in a shorter service life. Other special materials are available on request.

For more detailed information, please enquire with our technical team.

